

SEMI-ANNUAL STATISTICAL BULLETIN

JANUARY — JUNE 2023

Market capitalization: 218.873.391.653

Turnover: 2.654.891.106

Number of transactions: 5.998

MBI10: 5.713,34

↓0,12%

↓42,81%

↓42,40%

↓1,28%

BASIC INDICATORS

TURNOVER (denars)

	January — June 2022	January — June 2023	% of change
TRADING IN BEST	3.069.517.803	1.471.037.453	-52,08
SHARES	2.727.461.452	1.336.039.224	-51,02
BONDS	342.056.351	116.489.729	-65,94
OTHER SECURITIES	0	18.508.500	-
DAILY AVERAGE TURNOVER (denars)	25.367.916	12.004.372	-52,68
DAILY AVERAGE NUMBER OF TRANSACTIONS	85	49	-42,35
BLOCK TRANSACTIONS	1.467.647.419	1.183.853.653	-19,34
PUBLIC AUCTIONS	32.158.000	0	-
PUBLIC OFFERING	73.025.544	0	-
TOTAL	4.642.348.766	2.654.891.106	-42,81

NUMBER OF TRANSACTIONS

TRADING IN BEST	10.317	5.960	-42,23
BLOCK TRANSACTIONS	83	36	-56,63
PUBLIC AUCTIONS	3	0	-
PUBLIC OFFERING	11	0	-
TOTAL	10.414	5.998	-42,40

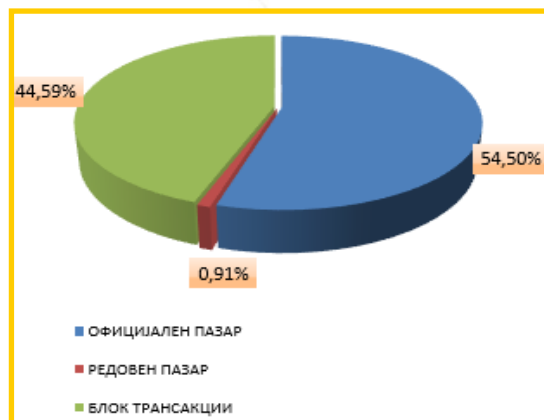
MARKET CAPITALIZATION (denars)

MARKET CAPITALIZATION OF SHARES	219.129.189.341	218.873.391.653	-0,12
OFFICIAL MARKET-SHARES	212.928.524.073	211.731.124.835	-0,56
MARKET OF JOINT STOCK COMPANIES WITH SPECIAL	6.200.665.268	7.142.266.818	15,19
MARKET CAPITALIZATION OF BONDS	19.143.117.550	18.662.536.606	-2,51
MARKET CAPITALIZATION OF OTHER SECURITIES	313.102.125	308.160.000	-1,58
TOTAL MARKET CAPITALIZATION	238.585.409.016	237.844.088.259	-0,31
MBI10	5.787,23	5.713,34	-1,28
OMB	126,95	127,01	0,05
NUMBER OF LISTED SECURITIES*	94	93	-1,06
NUMBER OF TRADING DAYS	121	121	0,00

*The calculation includes the shares of ArceloMittal Skopje (HRM) AD Skopje, Blagoj Tufanov AD Radovish and Trudbenik AD Ohrid which are long term suspended from listing.

TURNOVER STRUCTURE

Market segment	Turnover (denars)	Turnover (EUR)	%	Number of transactions
OFFICIAL MARKET	1.446.785.689	23.482.795	54,50	5.879
REGULAR MARKET	24.251.764	393.771	0,91	83
BLOCK TRANSACTIONS	1.183.853.653	19.230.846	44,59	36
TOTAL	2.654.891.106	43.107.412	100,00	5.998



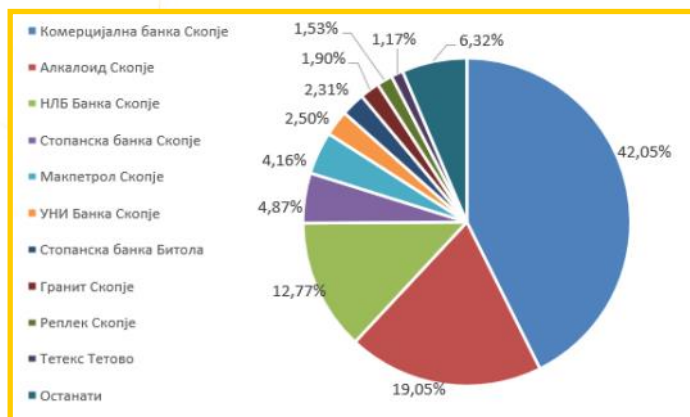
SEMI-ANNUAL STATISTICAL BULLETIN

TURNOVER PER MONTHS

Month	Trading in BEST		Block transactions		Public auctions for big share packages		Public auctions		Total	
	Turnover MKD	%	Turnover MKD	%	Turnover MKD	%	Turnover MKD	%	Turnover MKD	%
January	196.725.821	13,37	0	0,00	0	0,00	0	0,00	196.725.821	7,41
February	203.633.329	13,84	17.777.093	1,50	0	0,00	0	0,00	221.410.422	8,34
March	246.211.825	16,74	250.626.972	21,17	0	0,00	0	0,00	496.838.797	18,71
April	248.497.849	16,89	728.769.980	61,56	0	0,00	0	0,00	977.267.829	36,81
May	262.864.720	17,87	115.694.400	9,77	0	0,00	0	0,00	378.559.120	14,26
June	313.103.911	21,28	70.985.208	6,00	0	0,00	0	0,00	384.089.119	14,47
Total	1.471.037.453	100,00	1.183.853.653	100,00	0	0,00	0	0,00	2.654.891.106	100,00

10 MOST LIQUID SHARES (Official market)

Issuer	Average price (MKD)	Volume	Turnover in MKD	Numb. of transac.
Komercijalna banka Skopje	12.082,25	46.300	559.408.341	2.203
Alkaloid Skopje	17.855,25	14.192	253.401.706	985
NLB Banka AD Skopje	28.191,58	6.024	169.826.065	675
Stopanska banka Skopje	1.293,73	50.060	64.764.013	333
Makpetrol Skopje	67.450,56	820	55.309.461	270
UNI Banka Skopje	4.744,01	7.002	33.217.530	201
Stopanska banka Bitola	2.458,55	12.475	30.670.416	108
Granit Skopje	1.207,57	20.947	25.294.977	110
Replek Skopje	82.009,15	248	20.338.270	52
Teteks Tetovo	2.797,05	5.544	15.506.829	65
Rest		185.571	84.049.852	705
Total		349.183	1.311.787.460	5.707



TOP GAINERS / TOP LOSERS—OFFICIAL MARKET

Issuer	Average price (MKD) 29.12.2022	Average price (MKD) 30.06.2023	% of change
TOP GAINERS			
UNI Banka Skopje	4.005,60	5.150,00	28,57
Teteks Tetovo	2.500,00	3.100,00	24,00
Fustelarko borec Bitola	1.801,00	2.101,00	16,66
Liberti Skopje	39,00	45,00	15,38
Automakedonija Skopje	2.700,00	2.987,00	10,63
TOP LOSERS			
ZAS Skopje	310,00	27,00	-91,29
Edinstvo Strumica	303,00	60,00	-80,20
FZC 11 Oktomvri Kumanovo	399,00	200,00	-49,87
Centralna kooperativna banka Skopje	600,00	350,00	-41,67
Moda Sveti Nikole	100,00	62,00	-38,00

SEMI-ANNUAL STATISTICAL BULLETIN

MBI10

Value at 30.06.2023 5.713,34

MAX January — June (03.05)	6.085,63
MIN January — June (23.06)	5.606,15
% of change from 30.06.2022	-1,28%
% of change from 31.12.2022	1,08%

All about MBI10 on <http://www.mse.com.mk/Indices.aspx?Index=MBI10>

TRADING WITH MBI10 LISTED COMPANIES

Issuer	Max. (MKD)	Min. (MKD)	Average price (MKD)	Volume	Turnover in MKD	Turnover in Eur	% in turnover	Numb. of transac	Market capitalization (MKD)
Alkaloid AD Skopje	18.400,00	17.200,00	17.855,25	15.292	273.197.706	4.433.910	17,14%	987	25.547.475.393
Granit AD Skopje	1.273,00	1.135,00	1.207,57	20.947	25.294.977	410.366	1,59%	110	3.530.148.582
Komercijalna banka AD Skopje	12.600,00	11.500,00	12.082,25	76.412	926.607.891	15.037.903	58,15%	2.209	26.665.083.900
Makpetrol AD Skopje	71.000,00	63.000,00	67.450,56	820	55.309.461	897.728	3,47%	270	7.409.581.262
Makedonijaturist AD Skopje	4.650,00	4.300,00	4.476,34	3.118	13.957.242	226.439	0,88%	98	2.003.454.210
Stopanska banka AD Skopje	1.480,00	1.200,00	1.293,73	50.060	64.764.013	1.051.479	4,06%	333	21.580.782.480
Makedonski Telekom AD Skopje	411,00	360,00	383,25	25.795	9.886.030	160.520	0,62%	104	38.521.439.233
NLB banka AD Skopje	32.550,00	24.000,00	28.191,58	6.316	178.571.065	2.900.958	11,21%	678	22.308.073.320
TTK banka AD Skopje	1.400,00	1.249,00	1.354,03	9.346	12.654.739	205.218	0,79%	94	1.206.016.914
UNI Banka AD Skopje	5.200,00	4.000,00	4.744,01	7.002	33.217.530	538.971	2,08%	201	2.811.833.050
Total				215.108	1.593.460.654	25.863.493	100,00%	5.084	151.583.888.345

MBI10 LISTED COMPANIES RATIOS

Issuer	P/E Ratio[1]	Dividend yield[2]	Average price 30.12.2022	Average price 30.06.2023	% of change
Alkaloid AD Skopje	17,32	2,77%	17.157,28	17.848,48	4,03
Granit AD Skopje	73,47	3,27%	1.275,08	1.149,37	-9,86
Komercijalna banka AD Skopje	12,57	4,17%	11.678,26	11.700,00	0,19
Makpetrol AD Skopje	5,56	5,00%	67.394,06	65.932,10	-2,17
Makedonijaturist AD Skopje	64,88	2,93%	4.400,00	4.430,00	0,68
Stopanska banka AD Skopje	8,64	0,00%	1.346,00	1.236,00	-8,17
Makedonski Telekom AD Skopje	25,42	4,86%	365,00	401,94	10,12
NLB banka AD Skopje	9,44	9,04%	23.700,00	26.120,00	10,21
TTK banka AD Skopje	19,83	5,36%	1.355,00	1.249,00	-7,82
UNI Banka AD Skopje	8,16	5,55%	4.005,60	5.150,00	28,57

[1] Share price at last day of trading in currently month,/ Earnings per share

[2]The ratios are calculated using the data from the last published Audited financial reports and last paid dividend

FOREIGN INVESTORS IN MBI10 LISTED COMPANIES

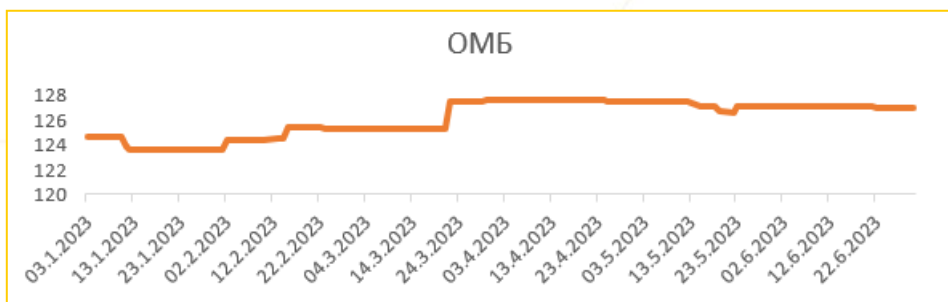
Issuer	January	February	March	April	May	June	Change June 2023/ December2022
Alkaloid AD Skopje	2,66%	2,66%	2,66%	2,66%	2,66%	2,66%	0,02%
Granit AD Skopje	8,18%	8,18%	8,16%	8,16%	8,16%	8,16%	-0,02%
Komercijalna banka AD Skopje	2,33%	2,34%	2,33%	2,34%	2,30%	2,31%	-0,03%
Makpetrol AD Skopje	1,41%	1,41%	1,41%	1,44%	1,53%	1,59%	0,18%
Makedonijaturist AD Skopje	0,77%	0,77%	0,77%	0,77%	0,77%	0,80%	0,03%
Stopanska banka AD Skopje	92,37%	92,37%	92,38%	92,38%	92,38%	92,38%	0,01%
Makedonski Telekom AD Skopje	1,09%	1,09%	1,09%	1,09%	1,09%	1,08%	-0,01%
NLB banka AD Skopje	87,41%	87,41%	87,41%	87,41%	87,41%	87,38%	-0,03%
TTK banka AD Skopje	1,07%	1,07%	1,07%	1,07%	1,06%	1,07%	0,00%
UNI Banka AD Skopje	79,35%	79,35%	79,35%	79,35%	79,35%	79,35%	0,00%

Data as last day of trading in currently month according to the Central Securities Depository, regarding the participation of the foreign investors in the number of shares.

SEMI-ANNUAL STATISTICAL BULLETIN

OMB

Value at 30.06.2023	127,01
MAX January —June (30.03)	127,65
MIN January —June (21.01)	123,65
% of change from 30.06.2022	0,05%
% of change from 31.12.2022	1,93%



All about OMB on <http://www.mse.com.mk/Indicies.aspx?Index=OMB>

OVERVIEW OF THE TRADING WITH BONDS

	Max (%)	Min (%)	Last daily average price (%)	Last Trading day	Volume (NV in euro)	Turnover (MKD)	Turnover (EUR)	Yield to maturity*
TTK banka AD Skopje—corporate bonds I-st issue	100,00	100,00	100,00	23.02.2023	1.800	18.000.000	291.758	5,98%
Government bonds denationalization.(RMDEN015)	97,70	96,00	97,13	15.06.2023	1.003.309	60.275.236	980.177	3,25%
Government bonds denationalization.(RMDEN016)	93,00	93,00	93,00	22.06.2023	6.493	372.110	6.038	5,18%
Government bonds denationalization.(RMDEN017)	90,00	90,00	90,00	25.05.2023	3.516	194.621	3.164	6,21%
Government bonds denationalization.(RMDEN019)	92,00	92,00	92,00	26.06.2023	8.886	504.166	8.175	4,30%
Government bonds denationalization.(RMDEN020)	95,00	89,00	92,51	22.05.2023	78.714	4.545.406	73.777	3,79%
Government bonds denationalization.(RMDEN021)	94,50	90,00	92,98	22.06.2023	563.970	32.598.190	528.517	3,37%

*The yield-to-maturity calculation model is adjusted to bond characteristics. Calculation date is 30.06.2023, with the last average trading price of the bonds.

FOREIGN AND DOMESTIC INVESTORS IN THE TOTAL TURNOVER

	January	February	March	April	May	June
Buying Foreign private investors	2,23%	0,90%	0,44%	0,97%	0,37%	0,92%
Buying Foreign Legal investors	0,18%	1,06%	0,03%	0,48%	12,04%	2,04%
TOTAL	2,41%	1,96%	0,47%	1,46%	12,40%	2,96%
Buying Domestic private investors	62,06%	64,19%	42,36%	87,43%	71,40%	60,97%
Buying Domestic Legal investors	35,53%	33,85%	57,16%	11,12%	16,20%	36,07%
TOTAL	97,59%	98,04%	99,53%	98,54%	87,60%	97,04%
Selling Foreign private investors	1,97%	0,95%	0,26%	0,21%	0,28%	0,49%
Selling Foreign Legal investors	0,99%	0,52%	0,50%	0,72%	2,56%	3,57%
TOTAL	2,96%	1,47%	0,76%	0,93%	2,83%	4,06%
Selling Domestic private investors	50,71%	69,84%	84,22%	30,94%	74,94%	52,13%
Selling Domestic Legal investors	46,33%	28,70%	15,02%	68,13%	22,22%	43,82%
TOTAL	97,04%	98,53%	99,24%	99,07%	97,17%	95,94%

Data as last day of trading in currently month according to the Central Securities Depository, regarding the participation of the foreign and domestic investors in the total turnover.

*Note: The calculation does not include data from the block transaction with the shares of Kiro Dandaro Bitola.

SEMI-ANNUAL STATISTICAL BULLETIN

TRADING IN SHARES OF LISTED COMPANIES ON THE MACEDONIAN STOCK EXCHANGE

Issuer		Max. price	Min. price	Average price	Volume	Turnover (MKD)	Turnover (EUR)	Number of trans.	Market capitalization (MKD)
Komercijalna banka Skopje	KMB	12.600,00	11.500,00	12.082,25	76.412	926.607.891	15.037.903	2.209	26.665.083.900
Alkaloid Skopje	ALK	18.400,00	17.200,00	17.855,25	15.292	273.197.706	4.433.910	987	25.547.475.393
NLB Banka AD Skopje	TNB	32.550,00	24.000,00	28.191,58	6.316	178.571.065	2.900.958	678	22.308.073.320
Stopanska banka Skopje	STB	1.480,00	1.200,00	1.293,73	50.060	64.764.013	1.051.479	333	21.580.782.480
Makpetrol Skopje	MPT	71.000,00	63.000,00	67.450,56	820	55.309.461	897.728	270	7.409.581.262
Stopanska banka Bitola	SBT	2.600,00	2.390,00	2.458,55	19.416	47.962.509	777.516	110	934.435.030
Replek Skopje	REPL	95.000,00	79.898,00	82.009,15	459	37.640.270	610.436	56	2.072.826.029
UNI Banka Skopje	UNI	5.200,00	4.000,00	4.744,01	7.002	33.217.530	538.971	201	2.811.833.050
ZK Pelagonija Bitola	ZPKO	3.702,00	3.555,00	3.629,73	10.494	31.205.775	507.441	12	730.407.600
Zito Polog Tetovo	ZPOG	2.266,00	2.266,00	2.266,00	13.453	30.502.270	496.018	7	126.889.202
Fustelarko borec Bitola	FUBT	2.101,00	1.800,00	1.944,78	8.279	25.368.638	412.539	4	150.660.609
Granit Skopje	GRNT	1.273,00	1.135,00	1.207,57	20.947	25.294.977	410.366	110	3.530.148.582
Vitaminka Prilep	VITA	11.001,00	11.000,00	11.000,05	1.488	19.005.520	308.773	21	843.920.000
Teteks Tetovo	TETE	3.168,00	2.425,00	2.797,05	5.544	15.506.829	251.922	65	1.283.930.100
Makedonijaturist AD Skopje	MTUR	4.650,00	4.300,00	4.476,34	3.118	13.957.242	226.439	98	2.003.454.210
TTK Banka AD Skopje	TTK	1.400,00	1.249,00	1.354,03	9.346	12.654.739	205.218	94	1.206.016.914
Makedonski Telekom Skopje	TEL	411,00	360,00	383,25	25.795	9.886.030	160.520	104	38.521.439.233
Makstil Skopje	STIL	149,00	120,00	130,72	72.697	9.502.924	154.325	159	1.900.982.590
Ading Skopje	ADIN	840,00	722,00	740,68	10.304	7.246.914	117.768	4	278.980.800
VV Tikves AD Kavadarci	TKVS	5.900,00	5.500,00	5.641,79	1.024	5.777.196	93.735	16	1.542.105.900
Prilepska Pivarnica Prilep	PPIV	32.000,00	30.000,00	30.477,78	180	5.486.000	89.099	12	1.197.540.000
Automakedonija Skopje	AUMK	2.987,00	2.781,00	2.926,21	677	1.981.043	32.149	7	246.514.123
FZC 11 Oktomvri Kumanovo	CEVI	399,00	200,00	200,25	9.492	1.900.788	30.909	6	98.200.000
Zito Karaorman Kicevo	ZKAR	615,00	615,00	615,00	2.599	1.598.385	25.990	4	6.873.855
Triglav osiguruvanje Skopje	VROS	7.838,00	7.838,00	7.838,00	196	1.536.248	24.901	3	471.722.192
OKTA Skopje	OKTA	3.600,00	3.300,00	3.416,35	446	1.523.692	24.721	29	2.792.988.000
Slavej Skopje	SLAV	3.106,00	3.100,00	3.101,26	478	1.482.400	24.044	3	63.626.410
Makedonija Osiguruvanje Skopje	KJUBI	1.251,00	1.236,00	1.236,55	1.132	1.399.769	22.697	13	887.500.494
Other listed shares on Official Market with turnover less than 1 mill. MKD					55.896	6.603.887	107.261	121	44.517.133.556
Total					429.362	1.846.691.711	29.975.737	5.736	211.731.124.835



SEMI-ANNUAL STATISTICAL BULLETIN

TURNOVER PER MEMBERS / in denars*

Member	Member	Trading in BEST	% in BEST	Block transaction	% Block	Public auctions	% Public auctions	Public offering	% Public offering	Total
Eurohaus AD Skopje	EH	560.286.463	19,04	734.293.260	31,01	0	0,00	0	0,00	1.294.579.723
ILIRIKA INVESTMENTS AD Skopje	IL	686.740.496	23,34	150.394.208	6,35	0	0,00	0	0,00	837.134.704
Komercijalna banka AD Skopje	KB	646.098.178	21,96	184.752.848	7,80	0	0,00	0	0,00	830.851.026
NLB Banka AD Skopje	TN	212.294.938	7,22	573.530.950	24,22	0	0,00	0	0,00	785.825.888
INOVO BROKER AD Skopje	IN	118.619.004	4,03	643.846.950	27,19	0	0,00	0	0,00	762.465.954
INVESTBROKER AD Skopje	MI	214.853.640	7,30	39.814.593	1,68	0	0,00	0	0,00	254.668.233
Stopanska banka AD Skopje	SB	206.415.898	7,02	6.802.504	0,29	0	0,00	0	0,00	213.218.402
Fersped Broker AD Skopje	FR	116.919.134	3,97	28.449.993	1,20	0	0,00	0	0,00	145.369.127
TTK Banka Skopje	TK	130.007.025	4,42	0	0,00	0	0,00	0	0,00	130.007.025
Sparkase banka AD Skopje	SP	49.840.130	1,69	5.822.000	0,25	0	0,00	0	0,00	55.662.130
Total		2.942.074.907	100,00	2.367.707.306	100,00	0	100,00	0	100,00	5.309.782.213

In all transactions except the Public Auctions for government securities, double calculation is applied (both when buying and when selling), in order to include the executed cross trades by the MSE members in the structure of the overall MSE turnover. As since July 13 2003, during the government auctions on the selling side there is no brokers (i.e. MSE performs this role), the turnover derived from government auctions is still calculated on the basis of single counting.

MEMBERS OF MACEDONIAN STOCK EXCHANGE

Member	Address	Phone/fax	E-mail	Web page
EUROHAUS AD Skopje	Bul. Sv. Kliment Ohridski br.52-a, vlez 1, kat 2, broj 5, Skopje	02/ 3217-095; Fax: 02/3217-078;	info@eurohaus.com.mk	www.eurohaus.com.mk
ILIRIKA INVESTMENTS AD Skopje	Bul. Sv. Kliment Ohridski br.45, kat 1, lokal 8, Skopje	02/3296-856, Fax:02/3213-785;	info@ilirika.com.mk	www.ilirika.com.mk
INVESTBROKER AD Skopje	ul. Istarska br.33, Skopje	02/3110-290; Fax:02/3103-291;	investbroker@investbroker.com.mk	www.investbroker.com.mk
INOVO BROKER AD Skopje	Bul. Teodosij Gologanov br.60/1-4, Skopje	02/3120-941 ; Fax:02/3110-950 ;	brokeri@innovobroker.com.mk	www.innovobroker.com.mk
KOMERCIJALNA BANKA AD Skopje Directorate of Securities Trading	ul. Vasil Iljoski br.3, Skopje	02/3247-440; Fax:02/3111-037 ;	contact@kb.com.mk	www.kb.com.mk
NLB BANKA AD Skopje Securities Department	Bul. Majka Tereza br.1, Skopje	02/5100-354; Fax:02/ 3296-219;	broker@tb.com.mk	www.nlbtb.com.mk
STOPANSKA BANKA AD Skopje Directorate for Work with Securities and Broker-Intermediary Services	bul.11 Oktomvri br.7, Skopje	02/3295-405, Fax:3295-551 ;	broker@stb.com.mk	www.stb.com.mk
TTK BANKA AD Skopje Securities Department	ul. Naroden front br.19, Skopje	02/ 3247-000 ; Fax:3247-099 ;	ttkbroker@ttk.com.mk	www.ttk.com.mk
FERSPED BROKER AD Skopje	ul. Makedonija br.11A, Skopje	02/ 3219-333 ; Fax:02/3219-477 ;	broker@fersped.com.mk	www.fersped.com.mk
Sparkasse Banka AD Skopje	Orce Nikolov br.54	02/3200-785; Fax02/3200-515;	MLBrokerSPsMAK@sparkasse.mk	www.sparkasse.mk

